

USA

Trulife
2010 E. High Street
Jackson, MI 49203
USA
Tel: 1 800-492-1088
Fax: 1 800-245-3765

CANADA

Trulife
39 East Davis Street
Trenton, ON K8V 4K8
Canada
Tel: 800-267-2812
Fax: 613-392-4139

For more information on Trulife products, visit:

www.trulifebreastcare.com
www.radiantimpressions.com



A3560/0215



Beautiful Bras for a Natural Beautiful You



Featured by breast cancer survivor models

Trulife bras offer women everyday confidence and comfort, fashionable styling and allow for an active lifestyle.

- **Trulife bra styles include:**
super-soft post-surgery bras and camisoles, comfortable and secure everyday bras and COOLMAX®-pocketed activity bras.
- **Trulife bras are divided into four categories:**
Perfectly Seamless, Stylish Fit, Shaped Support and Living Well. Always ask to try on multiple styles and sizes as it's often difficult to know which style or profile will look best on you.
- **All Trulife bras feature pockets on both sides and are made from breathable soft mesh or COOLMAX®.**
Some bras feature: beautiful embroidery, padded shoulder straps, delicate lace trim, front-closure styling and supportive underwire.

Ask your Trulife retailer to see a selection of our beautiful, comfortable, functional bras.

How to tell if you have a perfect, flawless fit?


The characteristics of a properly fit bra are:

- **Bra should be centered over your sternum**
– When a breast form is placed in the cup of the bra, the bra should be centered over your sternum. It's normal for some shifting to one side to occur. Major shifting is the result of a cup that is too small.
- **Bra should “tack” or touch your sternum**
– If the center of your bra does not tack or touch your sternum, the cup size is too small.
- **Bra cup should contain all of your breast tissue**
– If the cup size is too small, tissue will “spill” out and cause an unsightly appearance and profile. If the cup is too small, increase the cup size by one cup and decrease the band size.
- **Bra should be snug at your underarm and bottom band** – Support of a bra comes from the band, not the straps. This is a big misconception. Many women believe a loose bra will be more comfortable. Nothing could be farther from the truth. A snug band will provide optimal support and comfort. The more snug the band, the more comfortable the fit. Don't believe it...experience it for yourself and feel the difference!

What are you waiting for?
Contact your Trulife professional fitter today to view our bra collection.
She'll be delighted to show you all of your options and provide you with the perfect fit that you deserve.

Shaped Support

297



202



297 Rose

Full Support Softcup

COLORS: White, Nude, Black

SIZES: 34-42B, 34-46C, 36-48D, 36-48DD, 36-48DDD

202 Mandy

Three-Quarter Length Posture Support Softcup

COLORS: White, Nude

SIZES: 36-38A, 36-42B, 36-46C, 38-48D, 38-48DD

Stylish Fit

4019 Jessica

Cami Style Lace Accent Softcup

COLORS: White, Nude, Black, Powder Pink, Amethyst

SIZES: 34-42A, 34-44B, 34-48C, 34-48D, 36-48DD, 36-46DDD

212 Bethany

Front & Back Closure Lace Accent Softcup

COLORS: White, Nude

SIZES: 34-42B, 34-44C, 34-44D, 34-44DD

210



210 Barbara

Lace Accent Softcup


CORE COLORS: White, Nude, Latte, Black

SIZES: 32-42A, 32-52B, 34-52C, 34-52D, 34-48DD, 34-48DDD

FASHION COLORS: Powder Pink, Sandstone, Amethyst, Midnight Blue, Chocolate

SIZES: 34-42A, 34-44B, 34-48C, 34-48D, 36-48DD, 36-46DDD


4019




212



Perfectly Seamless



4033



4008

4033 Daniela

Multiway Seamless Molded Softcup

COLORS: White, Nude, Black

SIZES: 34-42A, 34-44B, 34-42C, 34-40D, 34-38DD

4008 Audrey

Seamless Lace Accent Underwire

COLORS: White, Latte, Black

SIZES: 34-42B, 32-42C, 34-42D, 34-42DD

4013



4013 Alexandra

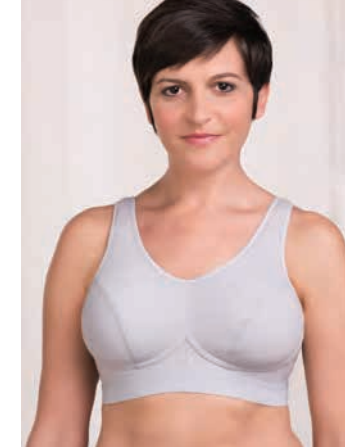
Seamless Molded Softcup

COLORS: White, Latte, Black, Amethyst, Sandstone

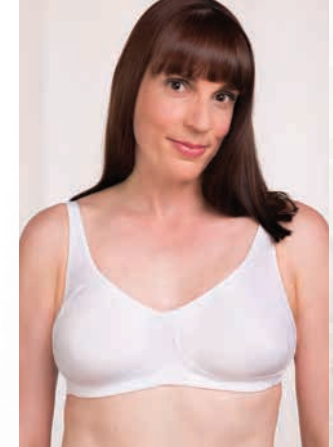
SIZES: 34-42A, 34-44B, 34-42C, 34-40D, 34-38DD

Living Well

330



4014



330 Sophia

Activity Softcup

COLORS: White, Grey, Black

SIZES: 34, 36, 38, 40, 42, 44 A/B and C/D

4014 Ella

Seamless Cotton/Activity Softcup

COLORS: White, Latte, Black

SIZES: 34-40A, 34-40B, 34-40C, 34-40D

603 Jennifer

Camisole with Drain Pouches

COLORS: White, Ivory, Black

SIZES: S, M, L, XL, 2XL, 3XL

603

